

# 1Q21 Results Presentation

August 2020



Stock Code

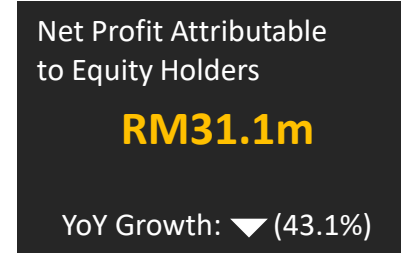
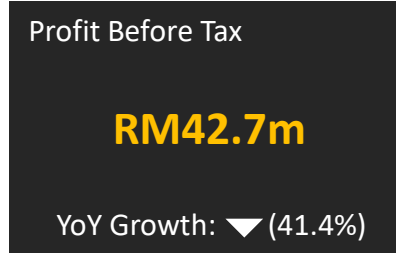
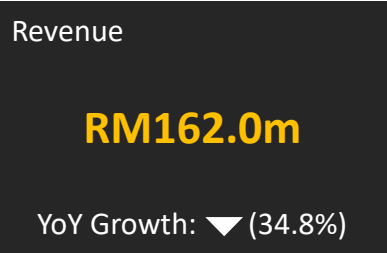
Bloomberg MCH MK  
Reuters MATR KL

IR Adviser

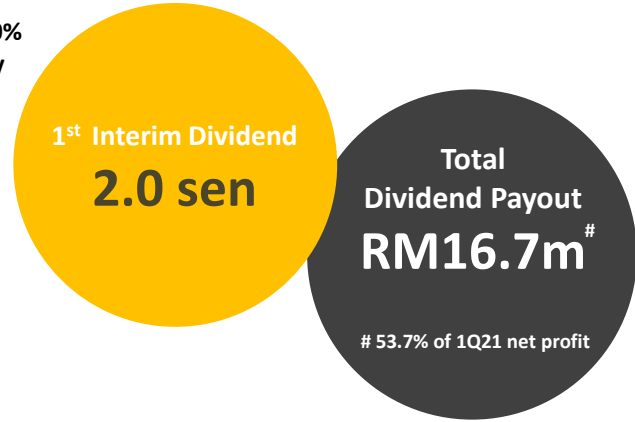
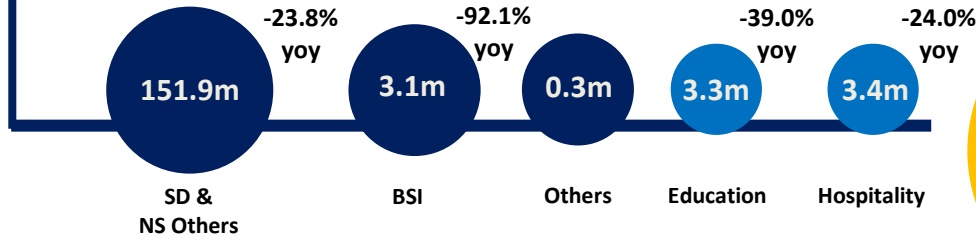


# 1Q21 highlights

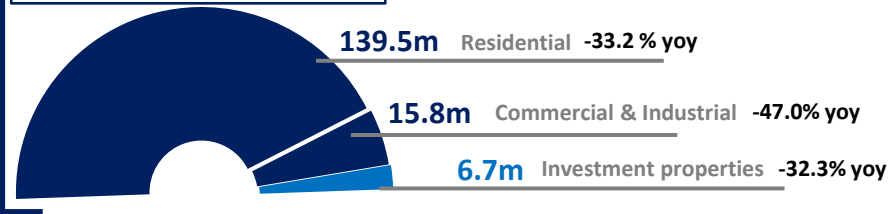
as at 30 June 2020



Revenue by SEGMENTS (RM)



Revenue by TYPE (RM)



- Property Development
- Investment

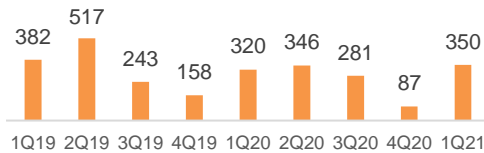
# Operations Review

as at 30 June 2020



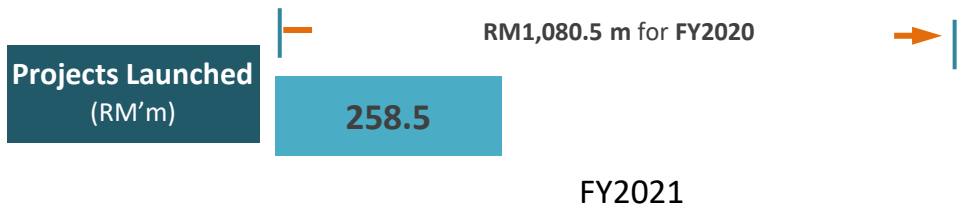
**RM350.3 million**

worth of properties sold in 1Q21



**RM2.7 billion**

in ONGOING GDV



**77.1%**

AVERAGE TAKE-UP RATE

PIPELINE LAUNCHES (RM)



FY2021

More than

**RM15.8 billion**

worth of projects lasting till 2027



**RM1.2 billion**

of UNBILLED SALES



# 1Q21 Operations Review

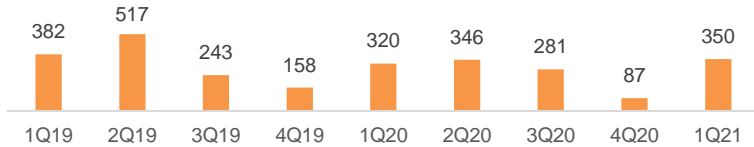
Sendayan Developments - Actual Photo

# New sales improved to RM350 million in 1Q21 despite MCO...



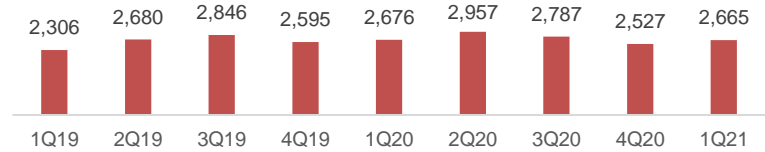
**Total Value of Properties Sold\***

**1Q21: RM350.3m**  
1Q20: RM320.4m



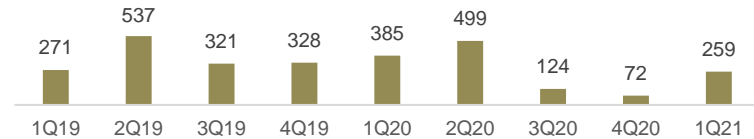
**Ongoing GDV (under construction) #**

**RM2,665.4m as at 30.6.20**  
(RM2,526.6m as at 31.3.20)



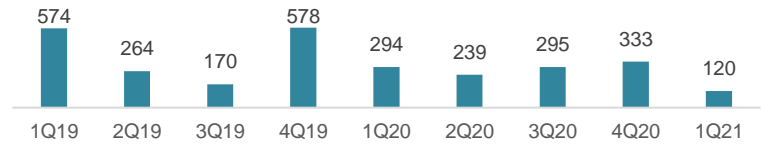
**Projects Launched #^**

**1Q21: RM258.5m**  
1Q20: RM385.1m



**Projects Completed**

**1Q21: RM119.9m**  
1Q20: RM294.0m



**Unbilled Sales #**

**RM1,175.5m as at 30.6.20**  
(RM1,022.4m as at 31.3.20)

**Average Take-up (units) (excl. STV) #**

**77.1%**  
As at 30.6.20

\*Including sales of industrial property at Sendayan TechValley

# Does not include value for Australia projects

^Includes STV3

Group's flagship township garnered commendable new sales of more than RM270 million in 1Q21...



### Sendayan Developments – Residential and Commercial Properties

- Total launches of RM258.5m in 1Q21
- New sales of RM279.2m in 1Q21 (1Q20: RM256.7m)
- Average take-up rate of 68.2% for ongoing projects
- Unbilled sales stood at RM831.0m as at 30 June 2020

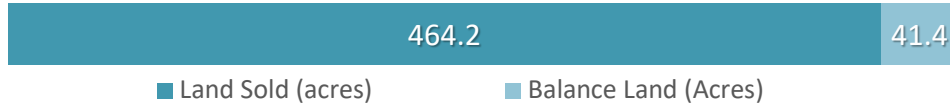
RM 'm	FY20				FY21
	1Q	2Q	3Q	4Q	1Q
Start-Quarter GDV	1,851.0	2,037.5	2,166.5	2,015.9	1,755.1
Less Completed Projects	183.7	178.7	226.0	333.0	119.9
Add New Launches	384.1	308.8	74.2	72.1	258.5
Add GDV Adjustment	-13.9	-1.2	1.2	-	0.2
End-Quarter GDV	2,037.5	2,166.5	2,015.9	1,755.1	1,893.9
Start-Quarter Take-up	1,245.6	1,318.6	1,396.5	1,384.5	1,131.8
Add New Take-up	256.7	256.6	214.0	80.3	279.2
Less Completed Projects	183.7	178.7	226.0	333.0	119.9
End-Quarter Take-up	1,318.6	1,396.5	1,384.5	1,131.8	1,291.1
Take-up Rate	64.7%	64.5%	68.7%	64.5%	68.2%
Unbilled Sales	897.5	875.1	862.8	710.1	831.0

### FY21 Launches

Project Name	Type	Units	GDV (RM 'm)
Hijayu (Residence) Phase 1 (Parcel 1)	DST	183	130.0
Tiara Sendayan 6 (Precinct 8)	DST	246	128.5

## Sendayan Developments – Industrial Properties

### Net Saleable Land (STV 2&3)



- RM26.9m worth of industrial properties in STV sold in 1Q21 (1Q20: RM58.1m), totalling 14.1 acres
- Previous pending launch of STP (GDV: RM170.0m, 94.9 acres) converted into residential land use

### Project Information

- Total GDV (STV1,2,3): RM926.7m
- Net Saleable Land (STV1,2,3): 768.9 acres

### Occupants at STV (selected)



Project	Type	Net saleable land (acres)	Units	Take-up rate	Est. GDV (RM 'm)	Balance GDV (RM'm)	Status
Sendayan TechValley 2	Ind Lot	431.3	77	80.5%	559.2	44.1	Completed & Ready for Sale
Sendayan TechValley 3	Ind Lot	74.3	36	58.3%	140.0	56.3	In Progress (expected completion end-2020)
Total		505.6	113	85.6%	699.2	100.4	

- Unbilled sales (STV1,2,3): RM68.5m

## Bandar Seri Impian – Residential and Commercial Properties

- Recorded new sales of RM15.0m in 1Q21 (1Q20: RM5.2m)
- Average take-up rate of 47.3% for three ongoing projects
- Unbilled sales stood at RM47.9 as at 30 June 2020

RM 'm	FY20				FY21 1Q
	1Q	2Q	3Q	4Q	
Start-Quarter GDV	345.5	239.4	229.6	210.5	210.5
Less Completed Projects	110.3	60.1	69.1	-	-
Add New Launches	-	50.4	49.9	-	-
Add GDV Adjustment	4.2	-	-	-	-
End-Quarter GDV	239.4	229.6	210.5	210.5	210.5
Start-Quarter Take-up	266.5	161.4	112.7	76.6	84.7
Add New Take-up	5.2	11.5	33.0	8.0	15.0
Less Completed Projects	110.3	60.1	69.1	-	-
End-Quarter Take-up	161.4	112.7	76.6	84.7	99.6
Take-up Rate	67.4%	49.1%	36.4%	40.2%	47.3%
Unbilled Sales	61.2	46.1	64.8	50.2	47.9





## Chambers KL – High-Rise Residential and Commercial Apartment

- Launched in August 2018 with GDV of RM333.1m
- Current take-up of 77.8%; unbilled sales of RM181.2m as at 30 June 2020
- Additional 13 units taken up during 1Q21 with sales recorded at RM11.3 million



### Development Info

Project Name	Type	Units	GDV (RM 'm)
Chambers KL	Service Apartment	509	333.1
	Commercial Lots	4	

## Residensi SIGC (Phase 1&2) – Residential Resort Living

- GDV of RM224.6m on 38.3 acres land; situated adjacent to the Seremban International Golf Club
- Phase 1 Take-up (Completed:2018): 98.4%
- Phase 2 Take-up (Launched:4Q19): 38.5%
- Unbilled sales (Phase 1 & 2) as at 30 June 2020: RM45.5m



### Development Info

Project Name	Type	Units	GDV (RM 'm)
Residensi SIGC (Phase 1)	2-storey terrace homes	70	161.7
	2-storey semi-detached homes	38	
	2-storey bungalows	17	
Residensi SIGC (Phase 2)	2-storey terrace houses	78	62.9

# Success of M.Carnegie underlines Group's capability in undertaking foreign projects... upcoming M.Greenvale and M.St.Kilda to further boost Matrix Concepts brand name



## M.Greenvale – Residential Lots

- GDV of AUD27.8m (est. RM79m)
- 9.7 acre land to be subdivided into 79 residential lots
- Soft launched in April 2019 and expected to be completed in 2021
- Achieved take up of 45.6% as at 30 June 2020, with total sales of AUD12.8 million (est. RM36.5m)



## M.St.Kilda – Mixed development

- Estimated GDV of AUD80m (est. RM240m)
- 0.6 acre land size
- 12-storey mixed development
- Targeted launch in 2021



## Indonesia Joint Venture – Pantai Indah Kapuk 2 (PIK2):

- Entered into MoU with PT Bangun Kosambi Sukses and PT Nikko Securitas Indonesia in May 2018 to develop Islamic Financial District in PIK2, Jakarta, Indonesia
- Raised RM139.2 million through four tranches of private placement to fund Group's participation in Indonesia JV
- Ground-breaking of PIK2 commenced in December 2019

## Menara Syariah Twin Towers

- GDV of USD250m (est. RM1.0b)
- 3.5 acre land size
- Construction works at Menara Syariah ahead of schedule with piling works completed prior to the halt in operations due to Covid-19 restrictions
- Expecting delay in project completion due to Covid-19 restrictions; full extent of the delay subject to health advisory by the Indonesian authorities



# Education centres nationwide were mandatory to closedown due to Covid-19 for the students' safety and well-being...



## Matrix Global Schools

• 684 students enrolled as at 30 June 2020

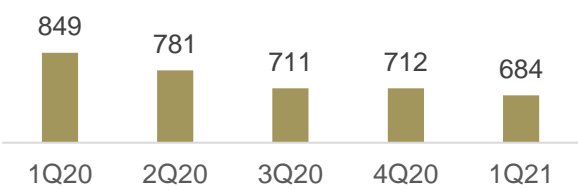
Number of students:

- **Matrix International School:** 290 students (20 from Hengshui No. 1 High School)
- **Matrix Private School:** 317 students
- **Matrix Preschool:** 77 students

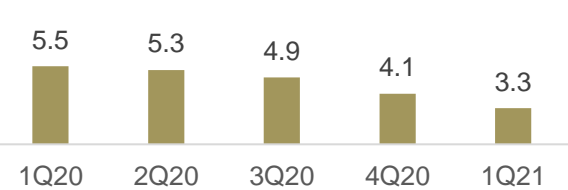
• 1Q21 recorded loss before interest and tax (LBIT) of RM1.5 million (1Q20: LBIT of RM0.5 million), due to nationwide closures of education centres in light of Covid-19



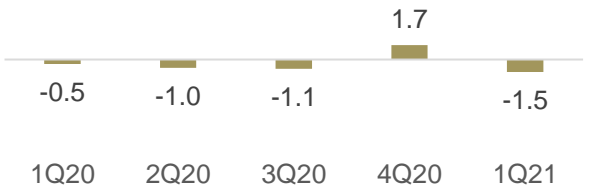
No. of students



Revenue from Education RM 'm



E/LBIT from Education RM 'm



# Stable earnings contribution from hospitality segment...

## d'Tempat Country Club

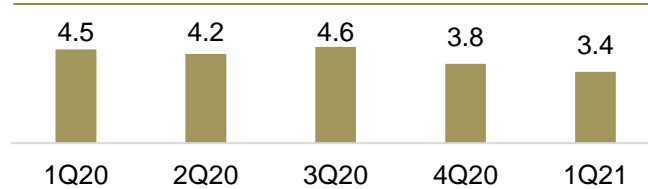
- Recognized as a leading lifestyle and entertainment venue in Seremban
- Event/banquet hall seeing excellent booking rates throughout the year for private events
- Expecting higher revenue on increasing popularity of F&B outlets and leisure amenities among Sendayan Developments and Seremban population

## d'Sora Boutique Business Hotel

- First business hotel in Sendayan Developments
- Ideal for business travelers due to close proximity to Seremban City and Kuala Lumpur International Airport
- Average occupancy rate of 23.3% in 1Q21

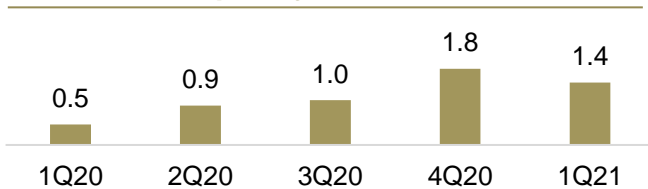
### Revenue from Hospitality

RM 'm



### EBIT from Hospitality

RM 'm



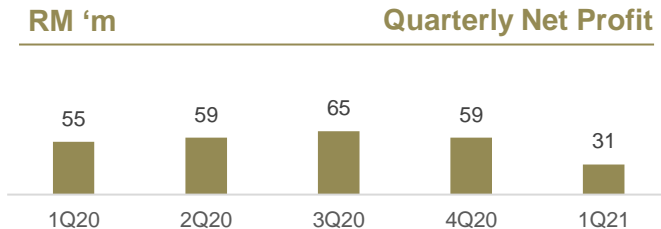
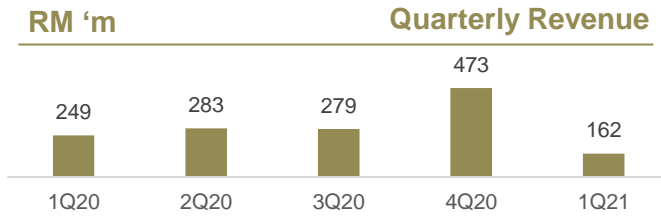


# 1Q21 Financial Highlights

## Financial Highlights

- The Group saw lower revenue and profit in 1Q2021 due to a decline in contribution from the property development segment and investment properties, attributable to the Covid-19 pandemic and MCO imposed in Malaysia since 18 March 2020

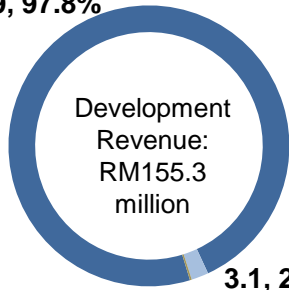
1Q21 to 30.6.20	1Q20 to 30.6.19	Change	RM 'm	FY20 to 31.3.20	FY19 to 31.3.19	Change
162.0	248.5	(34.8%)	<b>Revenue</b>	1,283.4	1,045.5	22.8%
85.0	126.0	(32.5%)	<b>Gross Profit</b>	568.1	522.2	8.8%
52.5%	50.7%	1.8 pt	<i>Gross Profit margin</i>	44.3%	49.9%	(5.7 pt)
45.7	76.6	(40.4%)	<b>EBITDA</b>	351.4	311.6	12.8%
28.2%	30.8%	(2.6 pt)	<i>EBITDA margin</i>	27.4%	29.8%	(2.4 pt)
42.7	73.0	(41.4%)	<b>PBT</b>	337.6	297.8	13.4%
26.4%	29.4%	(3.0 pt)	<i>PBT margin</i>	26.3%	28.5%	(2.2 pt)
31.1	54.5	(43.1%)	<b>PATMI</b>	237.4	218.4	8.7%
19.2%	22.0%	(2.8 pt)	<i>Net margin</i>	18.5%	20.9%	(2.4 pt)
3.7	7.1	(47.5%)	<b>Basic EPS (sen)</b>	29.5	29.0	1.7%





RM 'm 1Q21 Revenue Segmentation (by project development)

151.9, 97.8%



3.1, 2.0%  
0.3, 0.2%

- Sendayan Developments & NS Others
- BSI
- Other (Chambers KL)



**Sendayan Developments & NS Others**

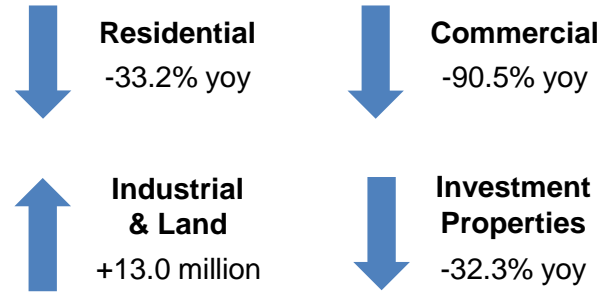
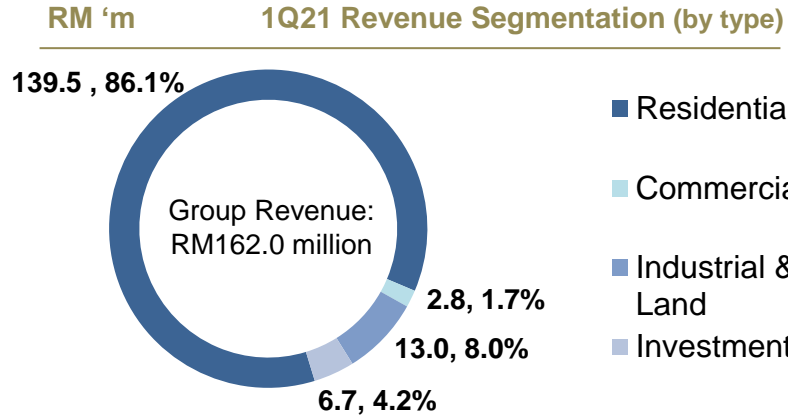
-23.8% yoy



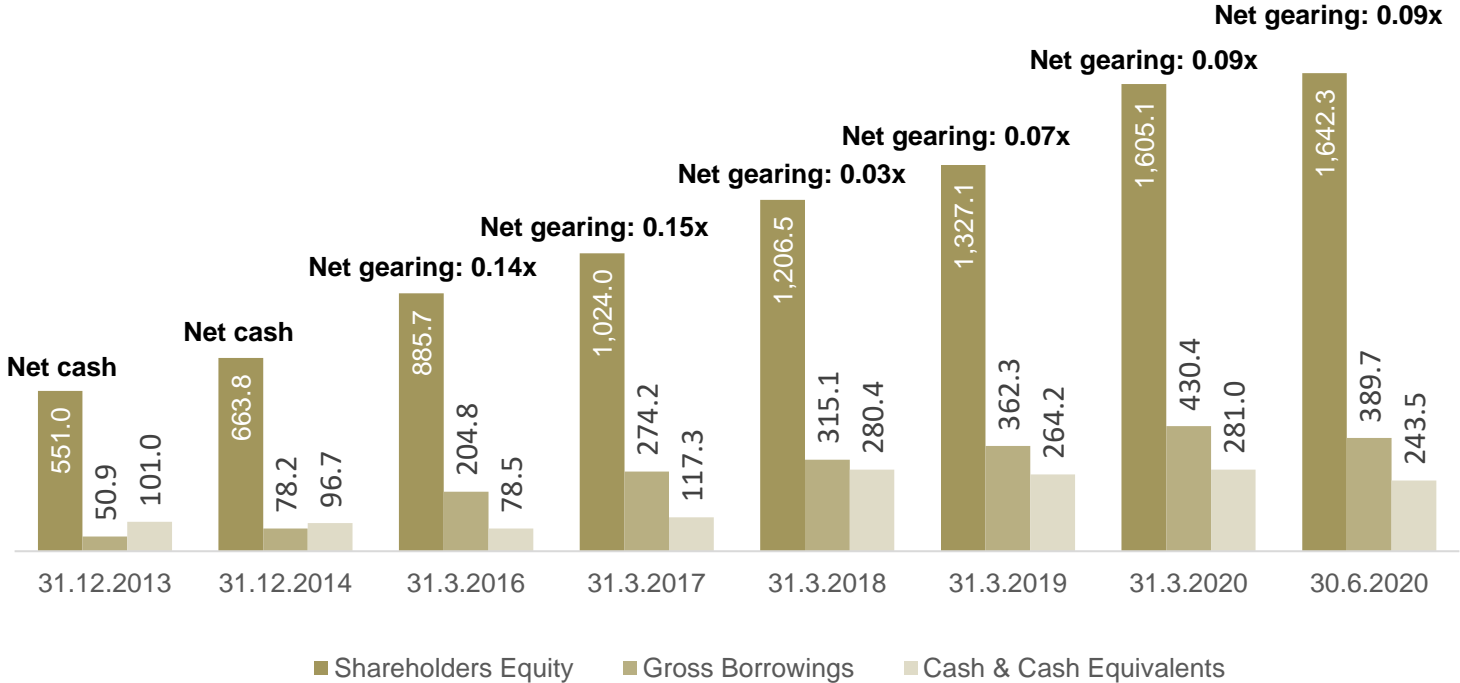
**Bandar Seri Impian**

-92.1% yoy

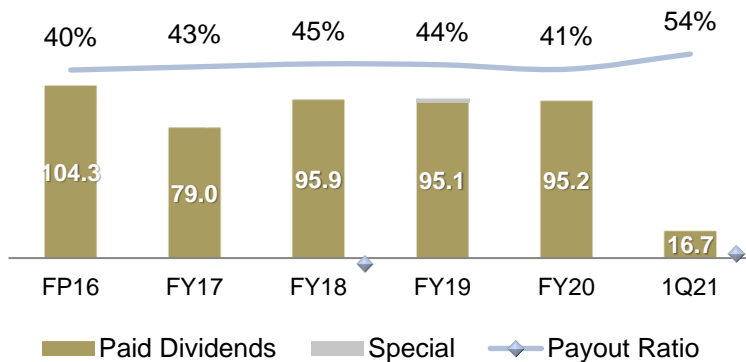
Location	1Q FY20		2Q FY20		3Q FY20		4Q FY20		1Q FY21	
	RM 'm	%	RM 'm	%	RM 'm	%	RM 'm	%	RM 'm	%
NS										
BSS & Others	199.4	83.6%	212.1	77.6%	237.8	88.2%	450.9	97.3%	151.9	97.8%
Johor										
BSI	39.1	16.4%	16.7	6.1%	17.1	6.3%	15.2	3.3%	3.1	2.0%
Others										
M.Carnegie	0.0	0.0%	0.0	0.0%	0.0	0.0%	0.0	0.0%	0.0	0.0%
Chambers KL	0.0	0.0%	44.5	16.3%	14.6	5.4%	-2.9	-0.6%	0.3	0.0%
Land sales	0.0	0.0%	0.0	0.0%	0.0	0.0%	0.0	0.0%	0.0	0.0%
<b>Total</b>	<b>238.5</b>	<b>100%</b>	<b>273.3</b>	<b>100%</b>	<b>269.4</b>	<b>100%</b>	<b>463.2</b>	<b>100%</b>	<b>155.3</b>	<b>100%</b>



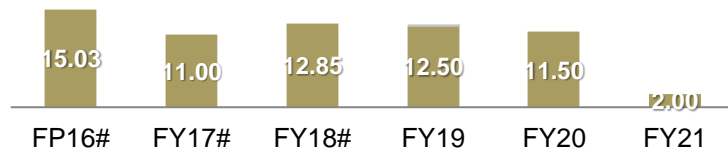
Type	1Q FY20		2Q FY20		3Q FY20		4Q FY20		1Q FY21	
	RM 'm	%	RM 'm	%	RM 'm	%	RM 'm	%	RM 'm	%
Residential	208.7	84%	242.0	86%	166.2	60%	458.7	97%	139.5	86%
Commercial	29.8	12%	12.3	4%	32.4	12%	4.6	1%	2.8	2%
Industrial	0.0	0%	19.0	7%	70.8	25%	0.0	0%	13.0	8%
Land sales	0.0	0%	0.0	0%	0.0	0%	0.0	0%	0.0	0%
Investment	9.9	4%	9.5	3%	9.5	3%	8.9	2%	6.7	4%
<b>Total</b>	<b>248.4</b>	<b>100%</b>	<b>282.8</b>	<b>100%</b>	<b>278.9</b>	<b>100%</b>	<b>472.1</b>	<b>100%</b>	<b>162.0</b>	<b>100%</b>



### Dividend Payout RM 'm



### Dividend Per Share sen



\*Adjusted for 1-for-2 bonus issue in 2014

^Adjusted for 1-for-6 bonus issue in 2015

#Adjusted for 1-for-4 bonus issue in 2017

### Dividend Payments

	Dividend per share (sen)		Dividend Payout (RM 'm)	
	FY2020	FY2021	FY2020	FY2021
1 <sup>st</sup> Interim (single tier)	3.00	2.00	24.68	16.68
2 <sup>nd</sup> Interim (single tier)	3.00		24.68	
3 <sup>rd</sup> interim (single tier)	3.00		25.03	
4 <sup>th</sup> interim (single tier)	2.50		20.81	
Special Dividend	0.00		0.00	
<b>Total</b>	<b>11.50</b>	<b>2.00</b>	<b>95.20</b>	<b>16.68</b>

**Dividend policy to distribute 40% of net profit to shareholders**



# Pipeline Projects

# Healthy number of launches in FY2021 to sustain Group's performance...



Projects	No. of Units/Type	FY2021 GDV (RM 'm)				FY2022 GDV (RM 'm)			
		1Q	2Q	3Q	4Q	1Q	2Q	3Q	4Q
Hijayu Residence (Phase 1: Parcel 1)	183 units 2-storey houses	130.0							
Hijayu Residence (Phase 1: Parcel 2)	183 units 2-storey houses					130.0			
Hijayu Residence (Phase 2)	210 units 2-storey houses								159.0
Hijayu Resort Villa (Phase 1,2 & 3)	46 units 2-storey bungalows				110.0				
Laman Sendayan 1	306 units 1 & 2 storey terrace houses		94.5						
Laman Sendayan 2	380 units 2-storey terrace houses				149.4				
Laman Sendayan 3	250 units town houses				27.5				
Sendayan Metropark 3	61 units 2-storey shop offices						78.0		
Tiara Sendayan 6 (Precint 6)	278 units 2-storey terrace houses		137.3						
Tiara Sendayan 7	254 units 2-storey terrace houses				129.2				
Tiara Sendayan 6 (Precint 8)	246 units 2-storey terrace houses	128.5							
<b>Total</b>		<b>906.3</b>				<b>367.0</b>			

**Total targeted launches in  
FY2021:**

**RM1,044.5m**



Launched

To be launched

# More residential projects to be launched in BSI...

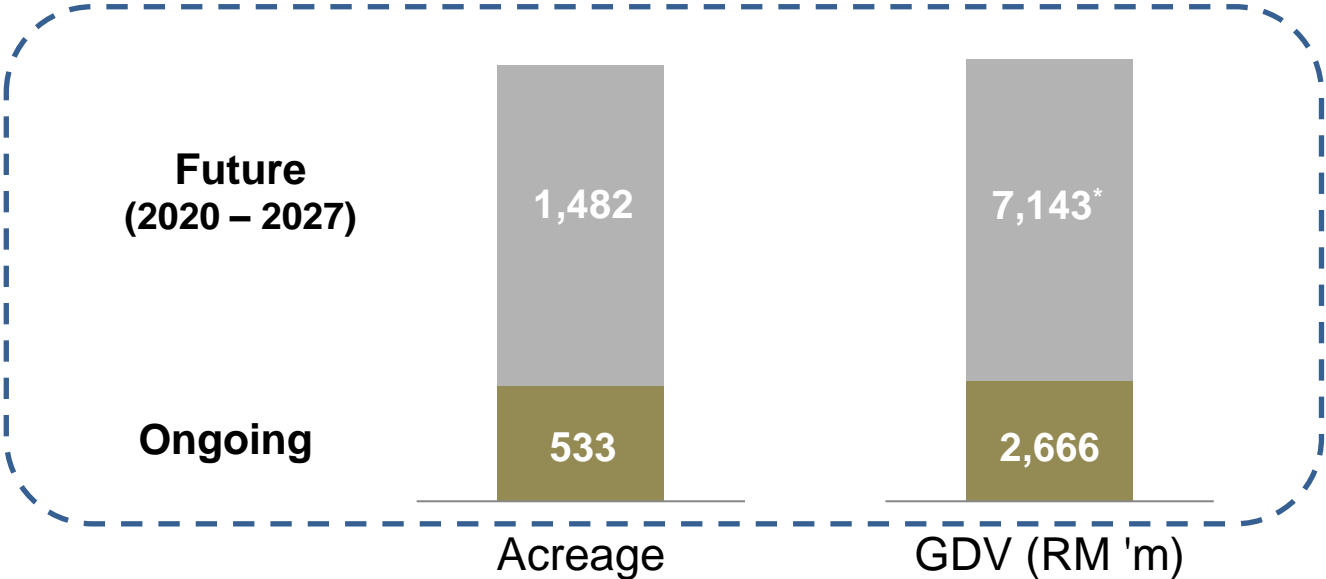


Projects	No. of Units/Type	FY2021 GDV (RM 'm)				FY2022 GDV (RM 'm)			
		1Q	2Q	3Q	4Q	1Q	2Q	3Q	4Q
<b><u>Bandar Seri Impian</u></b>									
Impiana Bayu 3B 1	195 units 2 storey terrace houses					93.6			
Impiana Bayu 3B2 (Phase 2)	110 units 2-storey terrace houses		51.1						
Impiana Damai 2A	124 units 2-storey terrace houses			87.1					
	<b>Total</b>	138.2				93.6			

**Total targeted launches in  
FY2021:  
RM1,044.5m**



# Current and future projects worth more than RM10 billion to last until 2027...



\*Does not include potential GDV for Sendayan Icon Park (estimated more than RM6 billion)





**Investment Merits**

### Stock Information

---

Share Price @ 24 August 2020	RM1.74
Number of shares ( 'm)	834.2
Market Cap @ 24 August 2020	RM1,451.6m
PE Ratio (ttm)	6.8x
12-month Trailing EV/EBITDA	5.0x
Dividend Yield (FY2020)	6.6%

# Thank You

## Investor Enquiries

**Terence Loo**

E: [terence@aquilas.com.my](mailto:terence@aquilas.com.my)

T: +603-2711-1391

M: +6012-629-5618

**Louis Tan**

E: [louistan@mchb.com.my](mailto:louistan@mchb.com.my)

T: +606-7642-688

M: +6017-336-1595

**Fadzli Suhaimi**

E: [mohdfadzli@mchb.com.my](mailto:mohdfadzli@mchb.com.my)

T: +606-7642-688

M: +6012-208-0090



Appendix

# Sendayan Developments set to expand further as Group continues to acquire landbank... to capitalize on township's ready infrastructure and amenities



## Summary of Projects

Project	Acres	GDV (RM 'm)
<b>Bandar Sri Sendayan</b>		
Completed <sup>1</sup>	1,637.0	5,487.1
Ongoing <sup>2</sup>	487.9	2,034.0
Future <sup>3,4</sup>	984.5	4,012.7
<b>Total</b>	<b>3,109.4</b>	<b>11,533.7</b>
<b>Bandar Seri Impian</b>		
Completed	518.2	1,253.2
Ongoing	26.6	210.5
Future <sup>5</sup>	458.8	2,173.3
<b>Total</b>	<b>1,003.6</b>	<b>3,637.1</b>
<b>Other Projects</b>		
Completed	1,257.8	1,517.0
Ongoing <sup>6</sup>	18.2	421.0
Future <sup>7,8</sup>	38.7	956.8
<b>Total</b>	<b>1,314.7</b>	<b>2,894.8</b>

## Notes

- <sup>1</sup> Includes total GDV and net saleable acreage for STV1&2 (GDV: RM786.7m / 694.6ac)
- <sup>2</sup> Includes ready for sale sub-centres at Nusari Bayu (GDV: RM30.0m / 20.0ac), Nusari Hijayu (GDV: RM12m / 8.1ac), Sub Centre @ STV 1A (GDV: RM63.3m / 39.7ac) and STV 3 (GDV:RM140.0m / 74.3ac)
- <sup>3</sup> Includes GDV for land purchases at Labu (Bukit Eka Development, GDV:RM850.0m on 237.0ac) and Rasah Kemayan (Ara Sendayan Development Phases 7 Precinct 3A2(2) and Precinct 2B, GDV RM7.0m on remaining undeveloped 1.8ac); Bayu Sendayan (GDV:RM1,300m / 216.0ac), and Laman Sendayan (GDV: RM513.5m / 164.0ac)
- <sup>4</sup> Does not include potential GDV for Sendayan Icon Park (estimated more than RM6 billion) and recent landbank acquisition of Tiara Sendayan Extension (30.1ac), Irama Sendayan (65.8ac) and Sendayan Extension (151.0 ac)
- <sup>5</sup> Includes BSI 2(GDV:RM1,200m / 309.5ac)
- <sup>6</sup> Comprises Chambers KL (GDV: RM333.1m / 1.0ac), Residensi SIGC (Phase 2) (GDV:RM62.9m / 14.2ac) and PKL 2 (GDV:RM25.0m / 3.0ac)
- <sup>7</sup> Includes high-rise residences in Puchong (GDV: RM400m / 5.8ac), third phase of Residensi SIGC (GDV: RM25.0m / 3.5ac), and high-rise residences in Cheras (GDV: RM400m / 5.2ac)
- <sup>8</sup> Does not include recent landbank acquisition of Damansara Perdana land (5.5ac)

Project	Type	Site Area (acres)	No. of units	Take-up rate	Est. GDV (RM 'm)	Unbilled Sales (RM 'm)	Commenced	Completion
Sub Centre @ Nusari Bayu	Comm Lot	20.0	4	25%	30.0	n/a	Ready for Sale	
Sub Centre @ Nusari Hijayu	Comm Lot	8.1	2	0%	12.0	n/a	Ready for Sale	
Sub Centre @ STV 1A	Ind Lot	39.7	13	100%	63.3	n/a	Ready for Sale	
Sendayan Tech Valley 3	Ind Lot	103.0	36	58%	140.0	45.5	2019	2021
Hijayu Resort Homes (Phase 5)	DSST	18.3	175	57%	135.7	52.2	2019	2021
Hijayu Aman P1	DST	25.8	251	98%	165.9	96.6	2019	2021
Hijayu Aman P2	DST	11.2	109	25%	74.2	13.4	2019	2021
Hijayu (Residence) Phase 1 (Parcel 1)	DST	15.3	183	9%	130.0	11.0	2020	2022
Ara Sendayan Phase 2 (Precinct 2)	DSSD	13.1	46	15%	72.1	9.3	2020	2022
Ara Sendayan Phase 4 (Precinct 2A)	DST	36.7	244	47%	191.2	57.8	2018	2020
Ara Sendayan Phase 5 (Precinct 3A1)	DST	14.8	85	64%	64.5	19.6	2019	2021
Ara Sendayan Phase 6 (Precinct 3A2[1])	DST	1.9	12	67%	9.2	5.5	2019	2021
Ara Sendayan Phase 7 (Precinct 3A2(2&3))	DSST/DSSD	7.9	57	74%	50.3	22.9	2019	2021
Tiara Sendayan 2	DST	40.5	504	100%	226.0	57.3	2018	2020
Tiara Sendayan 3 (Precinct 4)	DST	33.5	363	100%	158.6	61.4	2019	2020
Tiara Sendayan 4 (Precinct 3)	DST	35.7	428	99%	210.0	117.3	2019	2021
Tiara Sendayan 5 (Precinct 5)	DST	31.8	243	100%	123.0	97.8	2019	2021
Tiara Sendayan 6 (Precinct 8)	DST	21.2	246	98%	128.5	123.1	2020	2022
Tiara Biz	DSSH	9.6	51	78%	49.4	22.7	2018/19	2020/21
<b>Total</b>		<b>487.9</b>	<b>3,052</b>	<b>80.6%</b>	<b>2,034.0</b>	<b>813.4</b> <sup>1</sup>		

<sup>1</sup> Unbilled sales does not include completed projects of Hijayu 3 (RM0.9m), Hijayu Resort Homes Phase 3 (RM3.7m), Hijayu Resort Homes Phase 4 (RM14.2m), Ara Sendayan 1A (RM1.3m), Ara Sendayan 1B (RM11.7m), Ara Sendayan 4 (RM8.1m), Metropark 2B (RM13.4m) and STV (RM22.9m), Hijayu Resort Home Phase 2 (RM1.6m), Tiara 1 (RM0.5m), Ara Sendayan 3B (RM7.7m)

Project	Type	Site Area (acres)	No. of units	Take-up rate	Est. GDV (RM 'm)	Unbilled Sales (RM 'm)	Commenced	Completion
Impiana Square (Phase 1)	DSSO	12.6	113	51%	110.2	2.2	2016	2020
Impiana Bayu 3A	DST	7.1	83	42%	50.4	13.6	2019	2021
Impiana Bayu 3B2 (Phase 1)	DST	6.9	111	52%	49.9	19.3	2019	2021
	<b>Total</b>	<b>26.6</b>	<b>307</b>	<b>49.2%</b>	<b>210.5</b>	<b>35.0</b> <sup>1</sup>		

<sup>1</sup> Unbilled sales does not include completed projects of Impiana Damai 1 (RM5.8m), Impiana Casa 3A (RM5.9m) and Impiana Casa 3B (RM1.2m)

Project	Type	Site Area (acres)	No. of units	Take-up rate	Est. GDV (RM 'm)	Unbilled Sales (RM 'm)	Commenced	Completion
Chambers KL	SA	1.0	513	78%	333.1	181.2	2018	2022
Lobak Commercial Centre (Phase 2)	DSSO	3.0	14	64%	25.0	1.5	2018	2020
Residensi SIGC (Phase 2)	DST	14.2	78	38%	62.9	11.0	2019	2021
	<b>Total</b>	<b>18.2</b>	<b>605</b>	<b>72.4%</b>	<b>421.0</b>	<b>193.7</b> <sup>1</sup>		

<sup>1</sup> Unbilled sales does not include completed projects of Residensi SIGC – Phase 1 (RM34.5m)



Project	Type	Site Area (acres)	No. of units	Est. GDV (RM 'm)	Commencement	Completion
Sendayan Merchant Square 1 (Phase 3)	Comm Lot	1.3	2	3.9	tba	tba
Hijayu Resort Villa (Phase 1-3)	DSB	15.6	46	110.0	2021	2022
Hijayu Residence (Phase 1 - Parcel 2)	DST	15.3	183	130.0	2021	2022
Hijayu Residence (Phase 2)	DST	21.5	210	159.0	2022	2023
Sendayan Merchant Square 2	DSSO Comm Lot	40.0	244 4	365.6 67.8	tba	tba
Sendayan Metropark 3	DSSO	5.1	61	78.0	2021	2024
Sub Centre @ Sendayan TechValley 1A	Factory Comm Lot	6.1	32 1	28.0 3.0	tba	tba
Sendayan Icon Park	Icon City	116.4	1	Estimated more than RM6b	tba	tba
Sendayan - Lot Institution	Institution	23.1	1	35.2	tba	tba
RMMK @ TBS	SST	4.5	60	4.8	tba	tba
Sendayan Aman (RMMK)	SST	26.5	182	14.5	tba	tba
Laman Sendayan 1	SST DST	38.4	162 144	38.5 56.0	2020	2022
Laman Sendayan 2	DST	41.8	380	149.4	2021	2022
Laman Sendayan 3	Town House	19.6	250	27.5	2021	2022
Laman Sendayan 4	DST SST Shop	64.2	540 20	230.9 11.3	tba	tba

continued on next page

Project	Type	Site Area (acres)	No. of units	Est. GDV (RM 'm)	Commencement	Completion
Suriaman Biz	Comm Lot	1.6	2	4.8	tba	tba
Sendayan Metropark 2A	Comm Lot	0.8	1	2.4	tba	tba
Bayu Sendayan	Residential	216.0	2043	1300.0	tba	tba
Tiara Sendayan 6 (Precint 6)	DST	37.9	278	137.3	2020	2022
Tiara Sendayan 7	DST	25.9	254	129.2	2021	2022
Tiara Sendayan 9	DST	8.6	90	46.6	tbc	tbc
Ara Sendayan (Phase 7) Precint 3A2(2)	DSB	1.0	1	2.0	tba	tba
Ara Sendayan (Phase 7) Precint 2B	DSSD DSB	0.8	2	5.0	tba	tba
Ara Sendayan - Agriculture Lot	Agriculture	15.6	8	22.1	tba	tba
Bukit Eka Project	SST/DST	237.0	1907	830.0	tba	tba
	DSSO/Retail		26	20.0		
<b>Total</b>		<b>984.5</b>	<b>7,135</b>	<b>4,012.7</b>		

Project	Type	Site Area (acres)	No. of units	Est. GDV (RM 'm)	Commencement	Completion
Impiana Avenue Point	DSSO	4.4	60	19.2	tba	tba
Impiana Height (Phase 2 & 3)	DSB	9.1	18	33.4	tba	tba
	DSSD		6	7.5		
	SSB		14	14.0		
	SSSD		8	6.0		
Impiane Bayu 2 (Phase 5)	Comm Lot	2.3	1	2.5	Ready for sale	
Impiana Alam	DSSD	29.9	158	134.0	tba	tba
	DSSO		30	20.0		
Impiana Biz	DSSO	3.6	43	17.2	tba	tba
	Retail		1	0.1		
Impiana Square (Phase 2 to 5)	DSSO	46.8	283	340.5	Ready for sale	Ready for sale
	Comm Lot		1	40.2		
Impiana Damai 2A	DST	13.8	124	87.1	2020	2022
Impiana Damai 2B	DST	14.0	165	107.0	2020	2022
Impiana Bayu 3B 1	DST	18.8	195	93.6	2021	2023
Impiana Bayu 3B 2 (Phase 2)	DST	6.7	110	51.1	2020	2022
BSI 2	DST	309.5	2500	1200.0	tba	tba
<b>Total</b>		<b>458.8</b>	<b>3,717</b>	<b>2,173.3</b>		

Project	Type	Site Area (acres)	No. of units	Est. GDV (RM 'm)	Commencement	Completion
Residensi SIGC	DSB	3.5	14	25.0	tba	tba
Lobak Commercial Centre (Phase 2)	Comm Lot	1.2	2	3.9	Ready for sale	
Cove Bay - PD	DSSD	4.6	26	46.0	tba	tba
	DSB		2	4.0		
Taman Anggerik Tenggara	DST	18.4	240	77.9	tba	tba
Puchong high-rise residential development	SA	5.8	1	400.0	tba	tba
Cheras high-rise residential development	SA	5.2	1	400.0	tba	tba
<b>Total</b>		<b>38.7</b>	<b>286</b>	<b>956.8</b>		

Project	Type	No. of units	Units Sold	Units Unsold	Estimated Value (RM'm)	Completion
Hijayu 3 (Phase 1-4)	DST	394	390	4	3.9	Jun-18
Hijayu (Resort Homes) Phase 4 (SL2&SL3)	DST	232	223	9	6.7	Feb-20
Residensi SIGC	DST	70	68	2	16.7	Sep-18
	DSSD	38	34	4		
	DSB	17	13	4		
Sendayan Metropark 2B	DSSO	71	66	5	8.0	Mar-19
Suriaman 2 (FNA Suriaman 2C)	DSSO	253	252	1	1.0	Feb-19
Ara Sendayan (Phase 1A)	DST	269	268	1	0.9	Mar-19
Ara Sendayan (Phase 1B)	DST	195	185	10	9.2	Sep-19
Ara Sendayan (Phase 3) Precint 3B	DST	168	164	4	3.2	May-20
Impiana Casa 3A	DST	138	137	1	0.6	Dec-19
<b>Total</b>		<b>1,845</b>	<b>1,800</b>	<b>45</b>	<b>50.1</b>	

